

Feb 2022

# Presagis Brand Branding Usage Guide

PRESAGIS

This document, dated February 13, 2022, is the first release of the new Presagis Branding Usage Guide.

## Presagis Branding Usage Guide

Presagis values the collaborations and partnerships that help our customers achieve their full potential.

This branding guide is meant to help our partners, resellers, and collaborators leverage stories, assets, and projects in an effective and streamlined manner.

We thank you for your attention in using the Presagis name and brand.

# Guidelines

These guidelines set out the rules for your implementation. By following these rules, we'll work collaboratively to protect and amplify the value of this important brand asset for the long term.

1. Partners may apply Presagis and its associated brands only in documents, on web pages, and in other applications where you are also using the Presagis brand.
2. Presagis and its associated brands, should always be in italics and in title case. It should be used only sparingly (once, if at all) in the text of partner-generated materials.
3. Partners may not improvise on the Presagis brand, nor its associated brands. When using Presagis in your own materials, use only the elements of the formal Presagis brand, as outlined in this document.

Partners amplify the impact of *Presagis and its associated brands*.

# Guidelines

4. The trademark symbol should be used with the logo on its first appearance in body text, as in: Presagis™ and its associated brands
5. Partner materials should be clearly identified as such. When materials originate from Presagis, they will reflect our brand standards. Similarly, materials produced by partners should reflect their identity system and be clearly perceived as coming from the partner company. To this end, never dilute your own brand with unattributed use of Presagis and its associated brands or its component elements.

# Guidelines

6. Co-branding treatments, where appropriate, demonstrate our collaboration. When the Presagis logo appears in a co-branded context, be sure that Presagis's brand visibility is not compromised. The width of the Presagis logo should not be less than the width of the partner logo appearing in the same area.
7. Partners may not use Presagis and its associated brands (or any associated Presagis brand element) in a way that implies endorsement of their own activities and services, unless specifically authorized by Presagis.

# Brand Logos

Partners are authorized to use these logos based on their individual partner program authorization. Logos are available upon request.

## Standard Versions

PMS  
293

PMS  
417

PMS  
293

WHITE

BLACK

WHITE

# Product Logos

Partners are authorized to use these logos based on their individual partner program authorization. Logos are available upon request.

## Standard Versions

VELOCITY5D

PMS  
7451

PMS  
284

VELOCITY5D

BLACK

VELOCITY5D

WHITE

## Alternate Versions

V5D

PMS  
7451

PMS  
284

V5D

BLACK

V5D

WHITE

# Product Logos

Partners are authorized to use these logos based on their individual partner program authorization. Logos are available upon request.

## Standard Versions





# Product Logos

Partners are authorized to use these logos based on their individual partner program authorization. Logos are available upon request.

## Standard Versions



## Product Logos

Partners are authorized to use these logos based on their individual partner program authorization. Logos are available upon request.

### Standard Versions

PANORAMA

PMS  
417

PANORAMA

BLACK

PANORAMA

WHITE

VEGA PRIME

PMS  
417

VEGA PRIME

BLACK

VEGA PRIME

WHITE

# Product App Icons

Partners are authorized to use these icons based on their individual partner program authorization. Images are available upon request

## Standard Versions



Creator



Ondulus NVG



FlightSim



Ondulus Radar



HeliSim



Stage



Ondulus LiDAR



Terra Vista



Ondulus LLLTV



Vega Prime



Ondulus Infrared



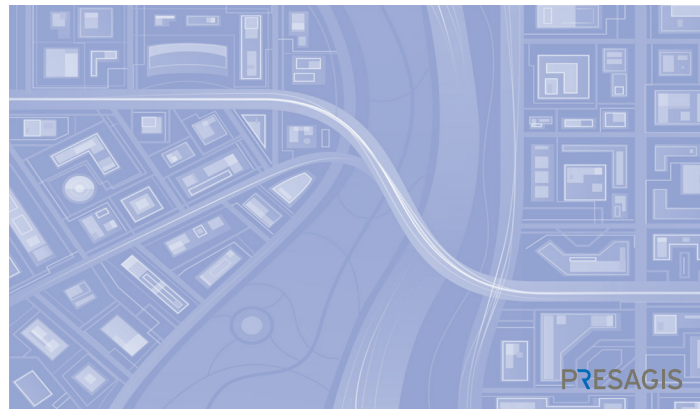
Velocity 5D

# Presagis Logos

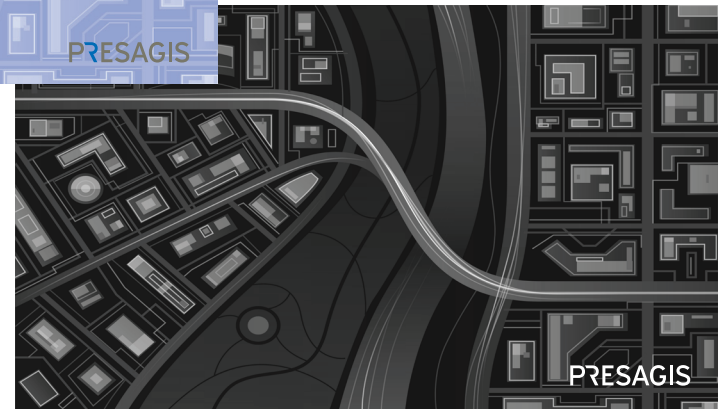
This version is ideal for situations where you desire maximum brand impact.

## Presagis – Graphic Version

Preferred for high brand impact.



Default logo colors—light background



Default logo colors—dark background

# Presagis Logos


This version is ideal for situations where you desire maximum brand impact.

## Presagis with product – Graphic Version

Preferred for high brand impact.



Default logo colors—light background



Default logo colors—dark background

## Logo Files

Logos are provided in many color versions and file formats in order to serve many use cases. The files are named with these abbreviations:

**RGB:** standard color for anything viewed on a screen

**4C:** standard color space for professional printing

**1C:** 1 color (black)

**Rev:** reversed text (white)

Files are available upon request.

### Use these versions on light backgrounds

Presagis Logo **4C.eps**

The word "PRESAGIS" in a blue, sans-serif font with a stylized 'P'.

Presagis Logo **RGB.eps**

The word "PRESAGIS" in a blue, sans-serif font with a stylized 'P'.

Presagis Logo **1C.eps**

The word "PRESAGIS" in a black, sans-serif font with a stylized 'P'.

### Use these versions on medium backgrounds

Presagis Logo **4CRev.eps**

The word "PRESAGIS" in a white, sans-serif font with a stylized 'P'.

Presagis Logo **RGBRev.eps**

The word "PRESAGIS" in a white, sans-serif font with a stylized 'P'.

Presagis Logo **Rev.eps**

The word "PRESAGIS" in a white, sans-serif font with a stylized 'P'.

### Use this version on dark backgrounds

Presagis Logo **Rev.eps**

The word "PRESAGIS" in a white, sans-serif font with a stylized 'P'.

## Logo Files

Logos are provided in many color versions and file formats in order to serve many use cases. The files are named with these abbreviations:

**RGB:** standard color for anything viewed on a screen

**4C:** standard color space for professional printing

**1C:** 1 color (black)

**Rev:** reversed text (white)

Files are available upon request.

Use these versions on light backgrounds

Velocity5D **4C.eps**



VELOCITY5D

Velocity5D **RGB.eps**



VELOCITY5D

Velocity5D **1C.eps**



VELOCITY5D

Use these versions on medium backgrounds

Velocity5D **Rev.eps**



VELOCITY5D

Use this version on dark backgrounds

Velocity5D **Rev.eps**



VELOCITY5D

## Colored Backgrounds



PRESAGIS

Use color logo over light  
backgrounds

Presagis Logo **4C.eps**  
Presagis Logo **RGB.eps**



PRESAGIS

Use reverse logo over  
dark backgrounds

Presagis Logo **REV.eps**



VELOCITY5D

Use color logo over light  
backgrounds

Presagis Logo **4C.eps**  
Presagis Logo **RGB.eps**



VELOCITY5D

Use reverse logo over  
dark backgrounds

Presagis Logo **REV.eps**



## Clear Spaces

To ensure the logo remains completely legible and is presented in the best possible manner, a minimum buffer zone of clear space should always be maintained around the perimeter of the logo. Other logos, graphics, and copy should be kept out of this zone.



The clear space should be at least 1x, where x is a unit of measurement that equals the width of the large letter “E”.

# Minimum Size

Care should be taken when reproducing the logo at smaller sizes. Follow these minimum size guidelines to maintain clarity.



**Minimum printed size is 0.25" high.**  
**Minimum digital size is 28 px high.**

## Dos and Don'ts

Presagis logos and brands should be used in their entirety as provided, without modification.

### Do . . .

use the appropriate logo file as provided.

The correct Presagis logo, featuring the word "PRESAGIS" in a bold, sans-serif font. The letter "P" is blue, and the rest of the letters are grey. A red dashed line runs horizontally through the middle of the letters.

### Don't . . .

create variations on the logo.

An incorrect variation of the Presagis logo where the letters "P" and "R" are blue, and the rest are grey, but the red dashed line is not present.

### Don't . . .

remove parts of the logo.

An incorrect variation of the Presagis logo where the letters "PRESAG" are shown, with the "IS" missing, and the red dashed line is present.

### Don't . . .

put the logo in a containing shape.

An incorrect variation of the Presagis logo where the word "PRESAGIS" is enclosed within a blue-outlined, rounded rectangular shape with decorative corners, and the red dashed line is present.

### Don't . . .

place the logo over an area of a photo that would obscure the logo.



### Don't . . .

place other objects inside the minimum space boundary.

An incorrect variation of the Presagis logo where the word "PRESAGIS" is shown above the phone number "1-800-555-5555", and the red dashed line is present.An incorrect variation of the Presagis logo where a blue circle with a white dot inside is placed to the left of the word "PRESAGIS", and the word "company" is written below it, and the red dashed line is present.

### Don't . . .

use old logos.

An incorrect variation of the Presagis logo where the word "PRESAGIS" is shown above the tagline "MAKE IT REAL", and the red dashed line is present.

## Using Presagis Logos with Your Company Logo

Your company's logo should appear equal to or larger than the Partner logos. The Partner logo should not be smaller than the minimum size (see preceding pages for details).

### Stacked example



The clear space between both logos should be at least 1x, where x is a unit of measurement that equals the height of the large letter "E". There should be a single stroke line bisecting the two logos at a size of 125% of the largest logo width-wise for the stacked example and 125% or the largest logo height-wise for the landscape example.

### Landscape example



February 13, 2022

# Thanks.

Have Questions?

[marketing@presagis.com](mailto:marketing@presagis.com)

Feb 2022

# Presagis Brand Branding Usage Guide

PRESAGIS